

Kit Back To School - Simboli matematici

4/6 anni

COSA SERVE?

- Fogli di carta A4.
- Confezioni singole di Morsotti con i numeri stampati
- Un paio di forbici con le punte arrotondate*.
- Pennarelli o matite colorate.

ISTRUZIONI PER GIOCARE

- Ritaglia le schede. (pag. 2,3,4,5,6)
- Mescola le schede.
- Riconosci il numero stampato sui Morsotti associato alla tua scheda. (vedi pag 1)
- Colora il disegno corrispondente al tuo numero.



*AVVERTENZE: SI RACCOMANDA LA SORVEGLIANZA DI UN ADULTO

Nestlé  FORMAGGINO
mio

Kit Back To School - Simboli matematici

6/8 anni

COSA SERVE?

- Fogli di carta A4.
- Confezioni singole di Morsotti con i numeri stampati
- Un paio di forbici con le punte arrotondate*.
- Pennarelli o matite colorate.

ISTRUZIONI PER GIOCARE

Livello 1

- Ritaglia le schede. (pag. 2,3,4,5,6)
- Mescola le schede.
- Riconosci il numero stampato sui Morsotti associato alla tua scheda. (vedi pag 1)
- Colora il disegno corrispondente al tuo numero.


Livello 2

- Risolvi le operazioni presenti sulle tavole matematiche. (pag. 7, 8)




*AVVERTENZE: SI RACCOMANDA LA SORVEGLIANZA DI UN ADULTO


Nestlé  FORMAGGINO
mio




UNO



DUE



TRE




QUATTRO




CINQUE




SEI




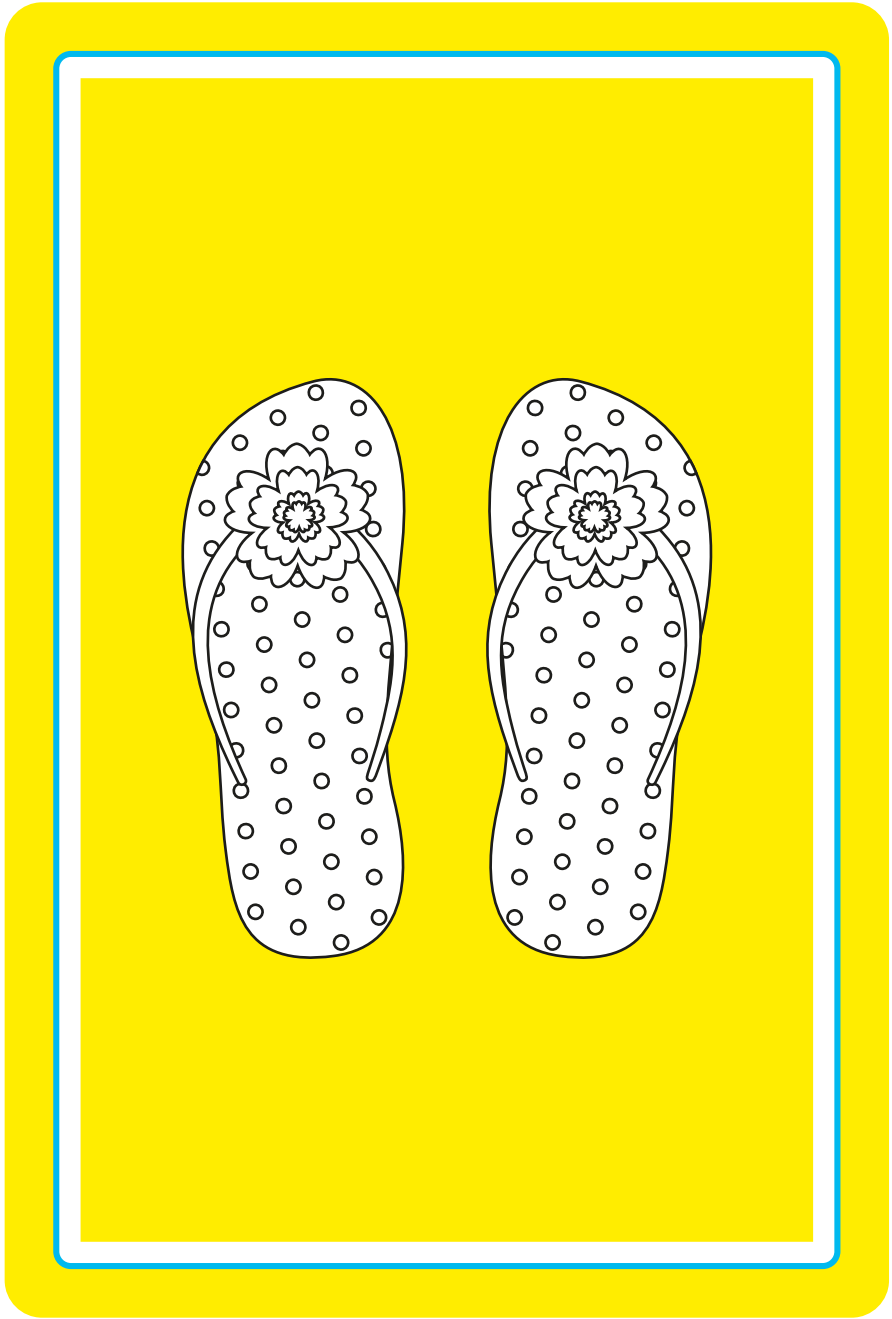
SETTE







OTTO





NOVE












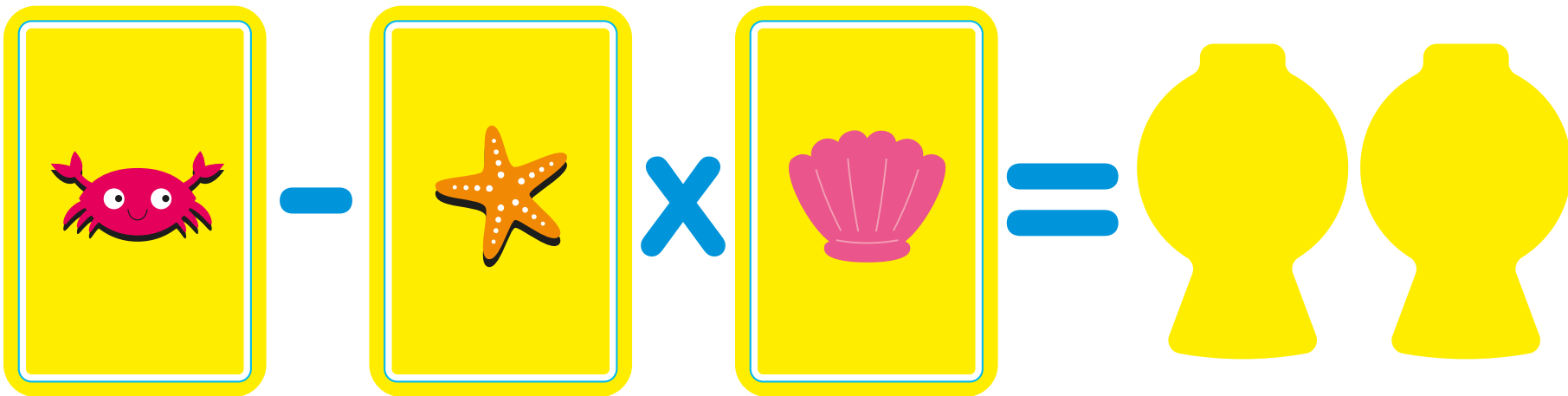

Ice cream + Fish + Star = 1 Jar

Shell - Flip-flops - Ice cream = 1 Jar

Pineapple + Crab - Shell = 2 Jars



SIMBOLI MATEMAGICI



SIMBOLI MATEMAGICI